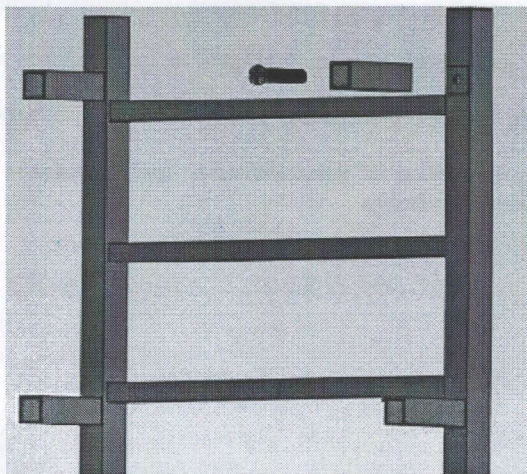



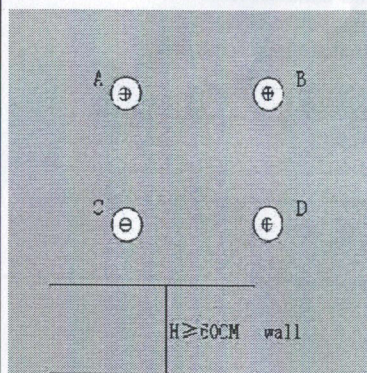
Note: This appliance is not intended for use by persons(including children) with reduced physical, sensory or mental capabilities, or lack of experience and knowledge, unless they have been given supervision or instruction concerning use of the appliance by a person responsible for their safety. Children should be supervised to ensure that they do not play with the appliance.

1. Screw the long screw with a screwdriver. fix all three the brackets assembly to upright tube, as shown.

Fix all the bracket tube onto towel rail firmly

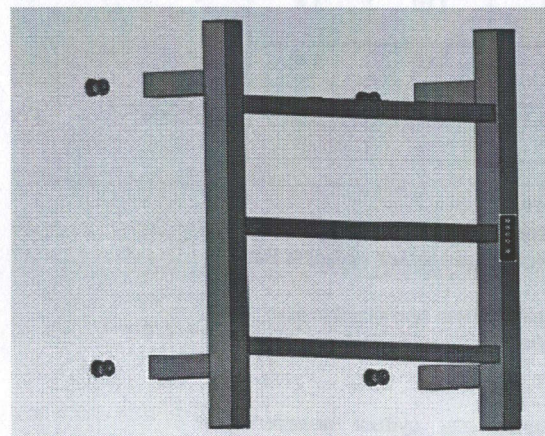


2. Measure and mark centre line and hole positions, drill holes on the wall, push wall plug into holes and fasten mounting pillar with wall.




3. : Push the towel rail foot tube onto the mounting pillar
: Screw the grub screw into the hole of the bracket with hexagonal spanner; fix the bracket tube onto the wall mounted accessories.

: Finish the installation, wipe the tubes clean, contact plug with power.



LED Timer, with 5 buttons



2H : working 2 hours then stop

5H : working 5 hours then stop

2x2h : working 2 hours then stop, and re-start working 2 hours after 2 hours pause

2x5h : working 5 hours then stop, and re-start working 5 hours after 5 hours pause, the button is bright when working, while the button is twinkling when pause

Power : ON/OFF, when connect power, the button is shining

Security Warning:

-1. This product is used only for drying textile materials washed in water.

-2. This product should be fixed only in areas away from water, DO NOT immerse in water.

-3. If the power cord is damaged, in order to avoid danger, the cord must be repaired by an electrician or returned to the manufacturer.

-4. Warranty: 3 year parts and labor.

-5. For indoor use only.

Approval: CE, EMC(C-Tick), LVD, RoHS, SAA(AS/NZ 60335), PSE(J60335-1), water proof: IP45